



25th FIG Trampoline Gymnastics World Age Group Competitions 16-19 November, 2017, Sofia, Bulgaria, Arena Armeec
Synchronised trampoline – 11-12 Boys – Final

						S1	S2	S3	S4	S5	S6	S7	S8	S9	S10	L	E	D	H	Synchro	Total	Score	
1.	#42296	COLE-DYER	Tyler		GBR	2005	2.0	1.5	2.0	0.5	1.5	1.0	1.0	2.0	2.0	1.0	0	8.55	10.4	9.35	17.60	45.900	45.900
	#39545	BROWN	Ryan		GBR	2005																	
2.	#41946	TANOVITSKII	Maksim		RUS	2005	2.0	2.5	2.0	2.0	2.0	1.0	2.0	1.5	2.0	1.5	0	8.15	8.7	9.40	18.20	44.450	44.450
	#42432	KURBANOV	Ilia		RUS	2005																	
3.	#41107	STOYANOV	Valentin		BUL	2006	2.5	1.5	3.0	2.0	2.0	1.5	2.0	1.0	1.5	2.5	1.0	7.95	9.0	9.60	17.40	43.950	43.950
	#41108	DIMITROV	Martin		BUL	2006																	
4.	#36888	WINDIG	Jouke		NED	2006	3.0	2.5	3.0	2.5	2.0	2.5	3.0	2.0	2.5	3.5	0.5	7.30	8.4	9.25	18.80	43.750	43.750
	#41953	WESTBROEK	Cas		NED	2006																	
5.	#41149	ANGELOV	Maksim		BUL	2005	2.5	3.0	2.5	1.5	2.0	2.0	2.5	1.5	2.0	2.5	0.5	7.75	8.1	9.40	18.20	43.450	43.450
	#41147	GEORGIEV	Dimitar		BUL	2005																	
6.	#41344	SOWULA	Marcel		POL	2005	2.5	2.0	2.5	1.5	2.0	2.5	3.0	2.5	2.5	4.0	0.5	7.45	7.8	9.45	17.40	42.100	42.100
	#42066	NAWROCKI	Jan		POL	2006																	
7.	#42751	PERCIVAL	Jayce		USA	2005	3.0	3.0	2.5	2.5	2.5	3.0	2.5	3.0	3.0	3.5	0	7.15	8.1	9.25	14.00	38.500	38.500
	#42730	LARSON	Ivan		USA	2006																	
8.	#41290	TORIBIO	Nicolas		ESP	2005	3.5	3.5	3.5	3.5	2.5	3.5					4.00	5.7	5.50	10.80	26.000	26.000	
	#41306	TORIBIO	Alejandro		ESP	2005																	

Generated by sporttech.io official scoring system at **Nov 15, 2017 3:35:29 PM**. Live results at www.sporttech.io/explore.



MINISTRY OF YOUTH AND SPORTS



						S1	S2	S3	S4	S5	S6	S7	S8	S9	S10	L	E	D	H	Synchro	Total	Score	
14.	#42869	TERASAWA	Kenta	 JPN	2005	2.5											0.75	1.3	0.50	2.00		4.550	4.550
	#36808	NAKAYAMA	Yorito	 JPN	2005																	—	

Generated by sporttech.io official scoring system at **Nov 17, 2017 4:34:29 PM**. Live results at www.sporttech.io/explore.




MINISTRY OF YOUTH AND SPORTS





25th FIG Trampoline Gymnastics World Age Group Competitions 16-19 November, 2017, Sofia, Bulgaria, Arena Armeec
Синхронные прыжки – 13-14 Boys – Финал

					Э1	Э2	Э3	Э4	Э5	Э6	Э7	Э8	Э9	Э10	П	Тех.	Тр.	Пр.	Синхр.	Оценка	Итого	
1.	#30823	STANKEVICH	Sebastsyan	 BLR	2003	2.0	2.0	2.0	1.0	2.0	2.0	2.0	2.0	1.5	3.0	0	8.05	13.1	8.90	19.00	49.050	49.050
	#33953	BUILOU	Andrei	 BLR	2004																	
2.	#32942	SMIRNOV	Denis	 RUS	2003	0.5	1.0	2.5	2.0	2.5	1.5	2.5	1.5	1.5	2.0	0	8.25	11.8	9.40	19.00	48.450	48.450
	#31448	LOGIN	Dmitrii	 RUS	2003																	
3.	#33064	KOZLOV	Kirill	 RUS	2004	2.0	0.5	2.5	1.5	1.5	2.0	2.0	0.5	1.0	1.5	0	8.50	9.9	9.40	18.20	46.000	46.000
	#32879	KASIMOV	Danila	 RUS	2004																	
4.	#42870	NAKAYAMA	Motoki	 JPN	2003	2.0	1.5	2.0	1.5	2.0	1.5	2.5	2.0	2.0	3.0	0	8.00	10.8	9.20	17.40	45.400	45.400
	#36811	NISHIOKA	Ryusei	 JPN	2003																	
5.	#32646	PATISSO	Samuele	 ITA	2003	2.0	2.0	1.5	1.5	2.0	1.0	1.5	1.5	2.5	2.0	0	8.25	9.0	9.25	18.60	45.100	45.100
	#32647	COLONNA	Nicolo	 ITA	2004																	
		GIOVANNONI		 ITA																		
6.	#41962	VAN	Ralph	 NED	2004	3.0	2.5	3.0	3.5	2.5	1.0	1.5	1.5	2.5	2.0	0.5	7.65	9.1	9.15	17.60	43.500	43.500
	#23826	TILBORG	Nard	 NED	2003																	
		TIELEMAN		 NED																		
7.	#31140	DIAS	Andre	 POR	2003	2.0	2.5	1.5	2.0	1.5	2.0	3.0	2.5	3.0	2.5	1.5	7.60	8.9	8.70	15.40	40.600	40.600
	#31112	SUSTELO	Miguel	 POR	2003																	
		MARIANITO		 POR																		
8.	#41429	REMPALSKI	Kacper	 POL	2003	3.0	3.0										1.40	2.0	1.70	3.80	8.900	8.900
	#30815	KREZELOK	Kordian	 POL	2003																	
				 POL																		

						S1	S2	S3	S4	S5	S6	S7	S8	S9	S10	L	E	D	H	Synchro	Total	Score
14.	#41384	SYTNIK	Yurii	 UKR	2003	2.5	2.5	3.5	3.5	3.5	4.0	3.0	3.0	3.0	3.5	5.5	6.25	9.9	9.00	13.20	38.350	38.350
	#32966	POLONETS	Ivan	 UKR	2003																–	
15.	#42693	BALROA	Afonso	 POR	2003	2.0	1.0	1.5	3.0	2.5	2.0	2.5	3.0	3.5			6.90	6.8	8.40	14.60	36.700	36.700
	#42788	ANICETO	SÃ©rgio	 POR	2004																–	
16.	#36234	JURK	Clemens	 GER	2003	0.5	1.0	2.0	2.0	1.0	1.5	2.0	3.0				6.70	5.7	7.25	13.80	33.450	33.450
	#34703	PAHL	Tim	 GER	2003																–	
17.	#30936	BECUAR	Julio	 MEX	2003	3.0	2.5	3.0	3.0	2.5	3.0	3.0	3.0				5.70	6.3	7.70	12.80	32.500	32.500
	#37492	VERA	Luis	 MEX	2004																–	
18.	#30085	YOUNG	Ashton	 USA	2003	2.5	2.5	3.5	2.0	2.0	3.0						4.45	6.9	5.50	9.80	26.650	26.650
	#30098	RAMACCI	Zachary	 USA	2003																–	
19.	#36642	COSTLEY	Liam	 NZL	2005	3.0	3.5										1.35	2.0	1.85	3.20	8.400	8.400
	#34680	DOUGAL	James	 NZL	2003																–	
20.	#36590	SIWA	Siyabulela	 RSA	2003	3.5											0.65	1.3	0.75	1.60	4.300	4.300
	#34584	MAMABOLO	Tshepang	 RSA	2004																–	
21.	#34709	WALY	Ali	 EGY	2003																0	0
	#34542	HUSSEIN	Omar	 EGY	2003																–	

Generated by sporttech.io official scoring system at **Nov 18, 2017 4:40:08 PM**. Live results at www.sporttech.io/explore.









MINISTRY OF YOUTH AND SPORTS





25th FIG Trampoline Gymnastics World Age Group Competitions 16-19 November, 2017, Sofia, Bulgaria, Arena Armeec
Синхронные прыжки – 15-16 Boys – Финал

					Э1	Э2	Э3	Э4	Э5	Э6	Э7	Э8	Э9	Э10	П	Тех.	Тр.	Пр.	Синхр.	Оценка	Итого
1.	#32808	AKHMADALIEV Boburjon		2001	2.0	2.0	2.0	2.0	2.0	1.5	2.0	2.5	2.0	3.0	0.5	7.85	13.1	9.45	18.80	49.200	49.200
	#31138	BABYONISHEV Nikita		2002																	
2.	#41543	LITVINOVICH Ivan		2001	2.0	2.0	2.0	1.0	2.0	1.5	1.5	1.5	1.0	2.0	5.0	7.85	13.3	9.20	17.40	47.750	47.750
	#41449	VALYNTSAU Daniil		2002																	
3.	#31331	ROESLER Manuel		2002	2.0	1.0	2.0	1.0	2.5	1.0	2.0	3.0	2.5	2.0	0.5	8.05	11.0	9.10	18.20	46.350	46.350
	#34705	BUDE Max		2002																	
4.	#34732	WISE Phoenix		2001	2.0	2.0	3.0	2.5	2.5	3.5	3.0	3.5	2.5	3.0	0.5	7.20	11.8	8.90	18.40	46.300	46.300
	#34738	CHRISTIE Liam		2002																	
5.	#34199	GILBERT Logan		2002	2.0	2.0	3.0	1.5	2.5	3.0	2.5	2.5	2.5	3.5	0.5	7.45	12.7	9.45	16.00	45.600	45.600
	#22014	ISENBERG Joseph		2001																	
6.	#24533	STAMP Andrew		2001	0.5	1.0	0	1.5	2.0	1.5	2.0	1.5	2.5			7.75	9.6	8.20	17.00	42.550	42.550
	#24484	WALKES Corey		2001																	
7.	#30397	PADILLA Ruben		2001	2.0	1.5	2.0	1.0	2.5	2.0	3.0					5.60	8.8	6.35	12.40	33.150	33.150
	#42275	VERDEROSA Nicholas		2002																	
8.	#24948	MARTINS Goncalo		2002	2.0	2.0										1.60	3.0	1.70	3.20	-0.2 →	9.300
	#25105	TAVARES Ruben		2001																9.300	

						S1	S2	S3	S4	S5	S6	S7	S8	S9	S10	L	E	D	H	Synchro	Total	Score
29.	#24532	ANGILERI	Luka	 RSA	2001	4.0											0.60	1.5	0.90	1.60	4.600	4.600
	#30064	BOOYSEN	Jordan	 RSA	2001																–	
30.	#42656	RAEISA	Kaarel	 EST	2004	3.0											0.70	1.1	1.00	1.40	4.200	4.200
	#24734	VEDLER	Karl Oskar	 EST	2002																–	
31.	#36589	NXOBO	Liyema	 RSA	2001																0	0
	#30604	MANGELE	Onke	 RSA	2001																–	

Generated by sporttech.io official scoring system at **Nov 17, 2017 4:17:13 PM**. Live results at www.sporttech.io/explore.



MINISTRY OF YOUTH AND SPORTS





25th FIG Trampoline Gymnastics World Age Group Competitions 16-19 November, 2017, Sofia, Bulgaria, Arena Armeec

Synchronised trampoline – 17-21 Boys – Final

						S1	S2	S3	S4	S5	S6	S7	S8	S9	S10	L	E	D	H	Synchro	Total	Score	
1.	#25023	BUYUKARSLAN	Dogukan		TUR	1999	1.0	0.5	2.0	1.5	1.5	1.5	1.5	2.0	1.5	2.0	1.0	8.40	11.1	9.25	18.40	47.150	47.150
	#31115	ALTINEL	Koray		TUR	2000																	
2.	#35688	YATSKOUSKI	Siarhei		BLR	2000	2.0	2.0	2.0	1.5	2.0	2.0	2.0	2.0	2.5	0	8.00	13.1	8.70	16.60	46.400	46.400	
	#24164	MIKISHKA	Artur		BLR	1999																	
3.	#23392	DOROGIN	Alexey		RUS	1999	1.5	2.0	3.0	0.5	2.0	3.0	2.5	2.5	3.0	0	7.75	13.8	8.90	15.60	46.050	46.050	
	#14112	KRIVONOS	Vitaly		RUS	1997																	
4.	#32827	BARKOV	Roman		KAZ	2002	1.5	1.0	2.5	1.5	2.5	2.0	2.0	2.0	2.5	1.5	7.90	12.4	8.80	16.80	-0.2 → 45.700	45.700	
	#32830	GRACHYOV	Igor		KAZ	2000																	
5.	#24176	YAKIMAU	Artsem		BLR	1998	2.0	2.0	1.5	1.0	2.0						4.15	6.9	4.50	9.60	25.150	25.150	
	#11674	SMIRNOU	Artsiom		BLR	1997																	
6.	#42871	NOMURA	Ryonosuke		JPN	1999	1.5	2.0									1.65	3.2	1.55	3.20	9.600	9.600	
	#23878	NAGATA	Shinya		JPN	1996																	
7.	#24918	SCHULDT	Matthias		GER	2000	2.0										0.80	1.8	0.85	2.00	5.450	5.450	
	#13811	FRITZSCHE	Lars		GER	1997																	
8.	#31489	BEST	Moritz		GER	2000	2.5										0.75	1.8	0.95	1.80	5.300	5.300	
	#19717	GESSWEIN	Tim-Oliver		GER	1996																	

Generated by sporttech.io official scoring system at **Nov 16, 2017 3:54:52 PM**. Live results at www.sporttech.io/explore.



MINISTRY OF YOUTH AND SPORTS



							S1	S2	S3	S4	S5	S6	S7	S8	S9	S10	L	E	D	H	Synchro	Total	Score
14.	#24843	SOERENSEN	Peter	 DEN	2001	3.0	2.0	3.5	3.5	3.5	3.0	3.0	2.5	2.5				6.35	10.2	8.20	14.00	38.750	38.750
	#34656	KLINGENBJERG	Kristoffer	 DEN	2000																	–	
15.	#9308	MIHALEV	Mariyan	 BUL	1999	1.5	1.5	2.0	1.0	2.0	2.0							5.00	6.3	5.45	10.20	26.950	26.950
	#23726	YORDANOV	Ivelin	 BUL	2000																	–	
16.	#42728	CHOATE	Samuel	 USA	2000	3.0	2.5	2.5	3.5	3.5								3.50	4.7	4.65	8.80	21.650	21.650
	#42738	IOVAN	Taro	 USA	2000																	–	
17.	#30103	WINER	Andrew	 USA	1999	3.0	3.0	3.0	2.0	2.0								3.70	5.3	4.50	7.60	21.100	21.100
	#42779	MALVONE	Michael	 USA	2000																	–	
18.	#31288	CHARTIER	Julian	 FRA	1999	1.0	2.0	2.5										2.45	4.9	2.70	5.00	15.050	15.050
	#18061	RENAULT	Brendan	 FRA	1996																	–	
19.	#14110	SELYUTIN	Oleg	 RUS	1998	1.5												0.85	1.8	0.90	1.60	–0.2 → 4.950	4.950
	#35599	SANIKIDZE	Timur	 RUS	1999																	–	
20.	#33783	DOMURO	Lucas	 ESP	2000	2.5												0.75	1.5	0.90	1.80	4.950	4.950
	#36483	FERNANDEZ	Daniel	 ESP	2001																	–	
21.	#30944	PETTERSSON	Herman	 SWE	2000	3.0												0.70	1.5	0.85	1.60	4.650	4.650
	#19571	WEDBERG	Petter	 SWE	1998																	–	
22.	#23152	AFONSO	Luis	 POR	1998																	0	0
	#18168	SAMPAIO ROMAO	Tiago	 POR	1999																	–	

Generated by sporttech.io official scoring system at **Nov 15, 2017 10:41:00 AM**. Live results at www.sporttech.io/explore.



MINISTRY OF YOUTH AND SPORTS





25th FIG Trampoline Gymnastics World Age Group Competitions 16-19 November, 2017, Sofia, Bulgaria, Arena Armeec
Synchronised trampoline – 11-12 Girls – Final













						S1	S2	S3	S4	S5	S6	S7	S8	S9	S10	L	E	D	H	Synchro	Total	Score	
1.	#42698	SCHANELY	Vivian		USA	2005	1.5	2.0	2.0	2.5	2.0	1.5	2.5	2.5	3.0	2.0	1.0	7.75	8.9	9.55	17.00	43.200	43.200
	#42735	HERNANDO	Ava		USA	2005																	
2.	#42872	TANAKA	Kiko		JPN	2006	1.5	0.5	2.5	2.0	1.5	1.5	2.0	2.0	2.0	2.0	0	8.25	8.5	9.50	16.80	43.050	43.050
	#36830	HARIMA	Kokone		JPN	2005																	
3.	#36397	CHAPMAN	Rylee		USA	2005	2.0	2.0	3.0	2.5	2.5	2.5	3.0	2.0	2.5	2.5	1.0	7.45	8.5	9.50	17.60	43.050	43.050
	#37410	HUETTE	Rayleigh		USA	2006																	
4.	#41541	SIARHEYEVA	Maryia		BLR	2006	2.0	2.0	2.0	2.0	0.5	1.5	2.0	1.5	2.5	2.0	0	8.20	7.6	9.15	18.00	42.950	42.950
	#41538	MAKARANKA	Hanna		BLR	2006																	
5.	#41968	WESTHUIS	Eline		NED	2006	2.5	2.5	2.5	2.5	2.0	2.5	2.5	3.0	2.5	2.5	0.5	7.45	7.8	9.55	17.60	42.400	42.400
	#41963	BOSSCHART	Valerie		NED	2006																	
6.	#41255	PICHLER	Lia		SUI	2006	1.5	2.5	3.0	2.5	2.5	2.5	3.0	2.5	3.0	3.0	0	7.40	7.6	9.40	16.60	41.000	41.000
	#41365	MORET	Lucie		SUI	2005																	
7.	#41326	SIEPETOWSKA	Julia		POL	2005	2.0	2.5	2.0	1.5	2.0	2.0						4.80	4.8	5.65	10.60	25.850	25.850
	#41343	NOWACZYK	Matylida		POL	2006																	
8.	#41379	RODRIGUEZ	Marta		ESP	2006	1.5											0.85	1.3	1.00	1.60	4.750	4.750
	#41380	GARCIA	Maria		ESP	2006																	

Generated by sporttech.io official scoring system at **Nov 15, 2017 3:35:34 PM**. Live results at www.sporttech.io/explore.



MINISTRY OF YOUTH AND SPORTS



							S1	S2	S3	S4	S5	S6	S7	S8	S9	S10	L	E	D	H	Synchro	Total	Score
14.	#42628	JOESAAR	Triinu	 EST	2006	2.5	3.0	3.5	4.0	3.5	3.5	4.5	2.5	3.0	5.0	0	6.50	4.8	9.30	17.20	37.800	37.800	
	#42635	SAMELSELG	Hanna	 EST	2005																	–	
15.	#41731	DE NEVE	Emma	 BEL	2005	3.0	3.0	3.5	3.5	4.0	4.0	3.5	3.5	2.5	4.0	0.5	6.50	5.6	9.05	14.60	35.750	35.750	
	#41732	DE WINNE	Jelke	 BEL	2005																	–	
16.	#41958	SCHRIER	Johanna	 NED	2005	3.5	3.0	3.5									2.00	2.9	2.60	5.60	13.100	13.100	
	#41964	VAN GELDER	Senna	 NED	2006																	–	
17.	#41218	BLOKHINA	Natalia	 RUS	2006	2.0	2.5										1.55	2.1	1.70	3.80	9.150	9.150	
	#41222	MAKOVEEVA	Anna	 RUS	2005																	–	
18.	#41997	DOMINEY	Laura	 GBR	2005	2.0											0.80	1.3	0.95	2.00	5.050	5.050	
	#41899	SPRING	Josephine	 GBR	2005																	–	
19.	#41089	MAZAR	May	 ISR	2005	3.0											0.70	0.6	0.90	2.00	4.200	4.200	
	#41090	MAZAR	Ziv	 ISR	2005																	–	

Generated by sporttech.io official scoring system at **Nov 15, 2017 10:40:52 AM**. Live results at www.sporttech.io/explore.



MINISTRY OF YOUTH AND SPORTS





25th FIG Trampoline Gymnastics World Age Group Competitions 16-19 November, 2017, Sofia, Bulgaria, Arena Armеес
Синхронные прыжки – 13-14 Girls – Финал

					Э1	Э2	Э3	Э4	Э5	Э6	Э7	Э8	Э9	Э10	П	Тех.	Тр.	Пр.	Синхр.	Оценка	Итого	
1.	#30822 #30825	SHADZKO YARSHOVA	Palina Katsiaryna	 BLR	2003 2003	2.0	1.0	2.0	1.0	1.0	1.5	2.0	0	1.5	1.0	0.5	8.65	10.2	9.40	19.20	47.450	47.450
2.	#36356 #31059	BLADTCEVA NAZUKOVA	Anzhela Daria	 RUS	2005 2003	1.5	0.5	2.0	1.0	1.5	1.0	1.0	0.5	2.0	0.5	8.75	10.7	9.45	17.80	46.700	46.700	
3.	#33957 #33956	SHALKOUSKAYA STALIAROVA	Zlata Aliaksandra	 BLR	2004 2004	1.0	1.5	1.0	1.0	1.5	1.5	0.5	1.0	1.0	0	8.85	8.9	9.30	18.80	45.850	45.850	
4.	#32956 #31440	EPIFANOVA LUTSKAIA	Anna Polina	 RUS	2004 2003	1.0	0	1.5	1.0	2.0	2.5	2.0	2.0	2.0	0	8.40	8.0	9.25	18.60	44.250	44.250	
5.	#33276 #33275	PARULUA DASHNIANI	Megi Sophio	 GEO	2004 2003	2.5	2.0	2.0	2.0	2.5	1.5	2.0	1.5	2.5	2.5	1.0	7.80	9.3	9.20	17.60	43.900	43.900
6.	#33473 #33262	PEREZ JUAREZ	Alejandra Andrea	 MEX	2003 2003	2.0	3.0	3.0	2.0	2.5	1.0	2.0	2.0	2.5	2.5	1.0	7.65	8.1	9.55	18.60	43.900	43.900
7.	#41548 #41536	BROUSSE RIOU	Clea Zelie	 FRA	2004 2003	1.0	1.5	2.0	1.0	1.5	3.0	2.5	2.0	2.0	2.0	0.5	8.10	8.1	9.45	18.00	43.650	43.650
8.	#36689 #36623	MILLS NIVEN	Abigail Maddy	 NZL	2003 2003	2.0	2.5	3.0	2.5	2.5	2.0	2.5	2.5	2.5	2.5	0	7.55	7.6	9.35	18.20	42.700	42.700

Generated by sporttech.io official scoring system at **Nov 18, 2017 4:53:00 PM**. Live results at www.sporttech.io/explore.



MINISTRY OF YOUTH AND SPORTS





































© 2013–2017  Sporttech Ltd.

[Contact us](#)



25th FIG Trampoline Gymnastics World Age Group Competitions 16-19 November, 2017, Sofia, Bulgaria, Arena Armeec
Синхронные прыжки – 15-16 Girls – Финал

					Э1	Э2	Э3	Э4	Э5	Э6	Э7	Э8	Э9	Э10	П	Тех.	Тр.	Пр.	Синхр.	Оценка	Итого	
1.	#24709 #24708	BONARTSEVA CHERNIAVSKAIA	Aleksandra Zlata	 RUS  RUS	2001	1.0	0.5	2.0	1.5	2.0	1.0	2.0	1.5	2.0	3.0	1.0	8.25	9.6	9.35	18.80	46.000	46.000
2.	#33993 #23893	OKUNO MASUZAKI	Yuki Serina	 JPN  JPN	2001 2002	1.5	1.0	1.0	1.0	1.5	1.0	1.5	1.0	1.5	2.0	0	8.70	8.7	9.35	19.00	45.750	45.750
3.	#24539 #21904	SIMPSON VIGIL	Olivia Alexi	 USA  USA	2001 2001	3.0	1.5	2.0	2.0	2.5	3.0	2.5	2.0	2.5	3.5	0	7.55	10.0	9.15	18.80	45.500	45.500
4.	#31058 #24895	BELIANKINA FETKULINA	Vera Ekaterina	 RUS  RUS	2002 2002	2.5	1.5	2.0	0.5	1.5	1.5	1.5	1.5	1.5	1.5	0	8.45	9.9	8.90	18.00	45.250	45.250
5.	#30889 #42274	SENER SCREEN	Sydney Lauryn	 USA  USA	2002 2002	2.5	2.0	3.0	1.0	2.0	3.0	2.5	3.0	2.5	2.0	1.0	7.55	11.0	9.00	17.20	44.750	44.750
6.	#34125 #33767	MAESTRO ORTEGA	Alicia Paula	 ESP  ESP	2001 2001	1.0	1.5	2.0	2.0	1.0	3.0	2.5	2.0	3.0	2.0	0	8.00	6.8	9.60	18.60	43.000	43.000
7.	#41217 #32645	GIAMPIERI MURGO	Giorgia Isabella	 ITA  ITA	2005 2002	2.5	2.5	3.0	2.0	2.5	2.0	3.0	2.5				6.00	5.8	7.45	13.80	33.050	33.050
8.	#41181 #30913	BROWN HEONOS	Abigail Erifilly	 GBR  GBR	2002 2002	0	0	0	0	0	0	0	0	0	0	0	10.00				∅	0

							S1	S2	S3	S4	S5	S6	S7	S8	S9	S10	L	E	D	H	Synchro	Total	Score
14.	#42383	HAMZA	Malak		EGY	2001	2.0	3.0	3.0	2.5	3.5	3.0	3.0	3.5	2.5	3.0	1.5	6.95	5.9	9.65	13.40	-0.4 → 35.500	35.500
	#42388	ELBEIALY	Mariam		EGY	2001																	–
15.	#24576	FLORIAN	Imogen		AUS	2001	1.5	2.0	2.5	2.0	3.0	2.5	3.0	4.0				5.95	5.8	7.80	15.00	34.550	34.550
	#42996	HAYWARD	Isabelle		AUS	2001																	–
16.	#24957	HORTA	Mariana		POR	2001	3.0	2.0	3.0	3.5	3.5							3.50	3.0	4.50	9.40	20.400	20.400
	#31089	CATARINO	Mariana		POR	2002																	–
17.	#41881	KUKKONEN	Kiia		FIN	2004	2.0	1.5	1.5	2.5								3.25	3.2	3.65	6.40	16.500	16.500
	#41880	KORHONEN	Ella		FIN	2002																	–
18.	#34713	REDMAN	Sofia		SWE	2001	3.0	3.5	4.5									1.90	3.0	2.55	4.40	11.850	11.850
	#42489	LARSSON	Linnea		SWE	2002																	–
19.	#21907	VAN DER POLL	Dinielle		RSA	2001	3.0	3.5										1.35	2.3	1.80	3.60	9.050	9.050
	#30066	NAMA	Asithandile		RSA	2001																	–
20.	#33155	DIETZEL	Sally		SUI	2002	2.5	3.0										1.45	2.3	1.70	3.20	8.650	8.650
	#30806	HUNZIKER	Sarah		SUI	2002																	–
21.	#35654	KULESHOVA	Kateryna		UKR	2001	2.5	4.0										1.35	2.5	1.80	2.20	7.850	7.850
	#41296	KUKNERIK	Tetiana		UKR	2002																	–
22.	#42920	ALAROVA	Sofia		UKR	2006	0	0	0	0	0	0	0	0	0	0	0	10.00				∅	0
	#24155	MOISEIEVA	Sofia		UKR	2002																	–

Generated by sporttech.io official scoring system at **Nov 17, 2017 4:17:21 PM**. Live results at www.sporttech.io/explore.



MINISTRY OF YOUTH AND SPORTS





25th FIG Trampoline Gymnastics World Age Group Competitions 16-19 November, 2017, Sofia, Bulgaria, Arena Armeec
Synchronised trampoline – 17-21 Girls – Final

						S1	S2	S3	S4	S5	S6	S7	S8	S9	S10	L	E	D	H	Synchro	Total	Score	
1.	#13299	MEIJERING	Floor		NED	1996	3.0	3.0	2.5	2.5	4.0	2.5	2.5	2.5	3.0	4.0	0	7.05	10.6	9.10	18.80	45.550	45.550
	#13115	DE GRAAF	Catharina		NED	1996																	
2.	#9327	PENEVA	Hristina		BUL	1999	1.5	1.0	2.0	2.5	3.0	2.0	2.0	1.5	2.0	3.0	1.5	7.80	9.2	8.95	18.60	44.550	44.550
	#9326	PENEVA	Mariela		BUL	1996																	
3.	#30675	NICHOLSON	Kate		NZL	1998	2.5	2.5	2.0	2.5	2.0	1.5	2.0	1.0	2.5	3.5	0	7.80	9.9	9.35	17.00	44.050	44.050
	#24523	DAVIDSON	Madaline		NZL	1999																	
4.	#24170	MANKEVICH	Palina		BLR	2000	2.0	1.0	3.0	2.5	2.5	2.5	2.5	1.0	2.5	2.5	0	7.80	10.4	8.90	16.80	43.900	43.900
	#24172	BAHAMOLAVA	Valiantsina		BLR	2000																	
5.	#31330	SCHULDT	Christine		GER	2002	3.0	2.0	2.5	3.5	3.5	3.5	3.0	4.0	2.5	3.5	0.5	6.85	10.3	9.30	17.20	43.650	43.650
	#24902	BUCHHOLZ	Charmaine		GER	2000																	
6.	#23723	MAKULOVA	Anita		BUL	2001	3.0	1.5	2.0	2.0	2.5	2.0	2.5	1.5	2.5	3.0	0	7.75	9.2	9.30	16.20	42.450	42.450
	#23740	MANOLOVA	Desislava		BUL	2000																	
7.	#34724	GLAZEBROOK	Britney		AUS	2001	1.5	1.0	1.5	2.0	2.0	3.0	2.5	2.0	3.0	2.5	0	7.90	9.4	9.00	15.80	42.100	42.100
	#24562	HOARE	Cassandra		AUS	2000																	
8.	#31334	BAUMANN	Isabel		GER	2001	0.5	0.5	2.0									2.70	2.4	2.80	5.20	13.100	13.100
	#19699	ROESLER	Aileen		GER	1999																	

Generated by sporttech.io official scoring system at **Nov 16, 2017 3:57:46 PM**. Live results at www.sporttech.io/explore.



MINISTRY OF YOUTH AND SPORTS



						S1	S2	S3	S4	S5	S6	S7	S8	S9	S10	L	E	D	H	Synchro	Total	Score
14.	#22126	REZENDE	Luara	 BRA	2001	1.0	2.0	3.0	2.5	3.0	3.0	3.0	2.5	3.0	2.5	0.5	7.40	8.2	9.40	17.20	42.200	42.200
	#20070	RODRIGUES	Maria	 BRA	2000																–	
15.	#25216	ARAMAYO	Pilar	 ARG	2001	2.5	3.0	3.0	2.0	2.5	3.5	2.5	2.5	2.5	4.0	0.5	7.15	8.7	9.35	16.80	42.000	42.000
	#20109	MALDONADO	Lucila	 ARG	2000																–	
16.	#31024	TUJULA	Oona	 FIN	2001	2.0	2.5	2.5	3.5	3.0	2.0	4.0	3.0	3.0	3.5	1.5	6.95	8.3	8.90	17.80	41.950	41.950
	#31025	SALLI	Saana	 FIN	1999																–	
17.	#19653	CHEZZI	Grace	 BEL	1997	2.5	2.5	3.0	3.5	2.5	3.0	2.5	2.5	2.5	4.0	1.0	7.05	8.2	9.40	17.00	41.650	41.650
	#19660	VAN DER SANDEN	Aukje	 BEL	1999																–	
18.	#31020	ESKOLA	Oona	 FIN	1999	2.5	1.5	3.0	3.5	2.5	3.0	3.0	2.5	3.0	3.0	1.0	7.15	8.1	9.40	14.80	39.450	39.450
	#34185	TAMPER	Salla	 FIN	1999																–	
19.	#24486	LEBEDEVA	Iana	 RUS	2001	0	0	2.0	1.5	2.5	1.0	1.0	1.5				7.05	7.8	7.40	14.20	36.450	36.450
	#24515	GOLOTA	Meri	 RUS	2000																–	
20.	#16042	SILHAN	Shea	 USA	1999	2.5	3.0										1.45	2.5	1.80	3.80	9.550	9.550
	#30362	VAN NATTA	Trinity	 USA	1999																–	
21.	#34657	FLENSBURG	Alice	 SWE	1999	3.0											0.70	1.5	0.95	2.00	5.150	5.150
	#23710	LEMOINE	Alva	 SWE	1998																–	
22.	#17932	FRESNEDA	Maria	 ESP	1999	3.0											0.70	1.5	0.90	1.60	4.700	4.700
	#20015	ROMERO ROSARIO	Noemi	 ESP	2000																–	
23.	#30030	SCHEIN	Ariana	 USA	1997	2.0											0.80	1.3	0.95	1.60	4.650	4.650
	#30186	SEPE	Katie	 USA	1998																–	

Generated by sporttech.io official scoring system at **Nov 16, 2017 9:22:04 AM**. Live results at www.sporttech.io/explore.



MINISTRY OF YOUTH AND SPORTS

